

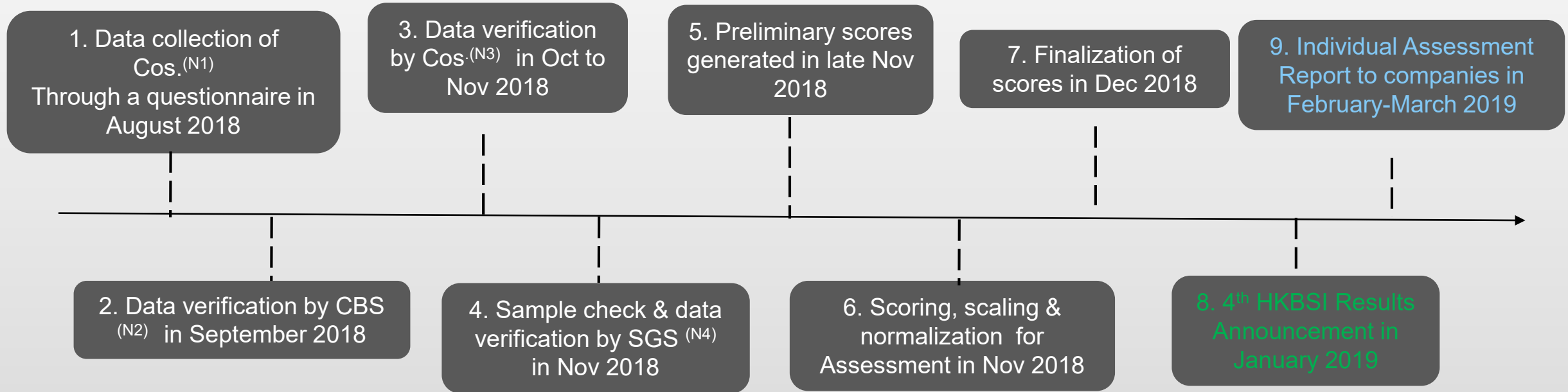


CUHK
BUSINESS SCHOOL

4th HKBSI Results 2017-2018

Prof. Carlos Lo
Director of Centre for Business Sustainability
The Chinese University of Hong Kong

4th HKBSI Timeline



N1: 50 Hang Seng Index Constituents (as at 6 June 2018) were invited to complete online assessment questionnaires for their CSR performance in the financial year of 2016/17 or ended 31 Dec 2017. Companies should provide relevant publicly available supporting information as disclosed in their ESG/CSR/sustainability/annual report/company's website.

N2: Centre for Business Sustainability (CBS)

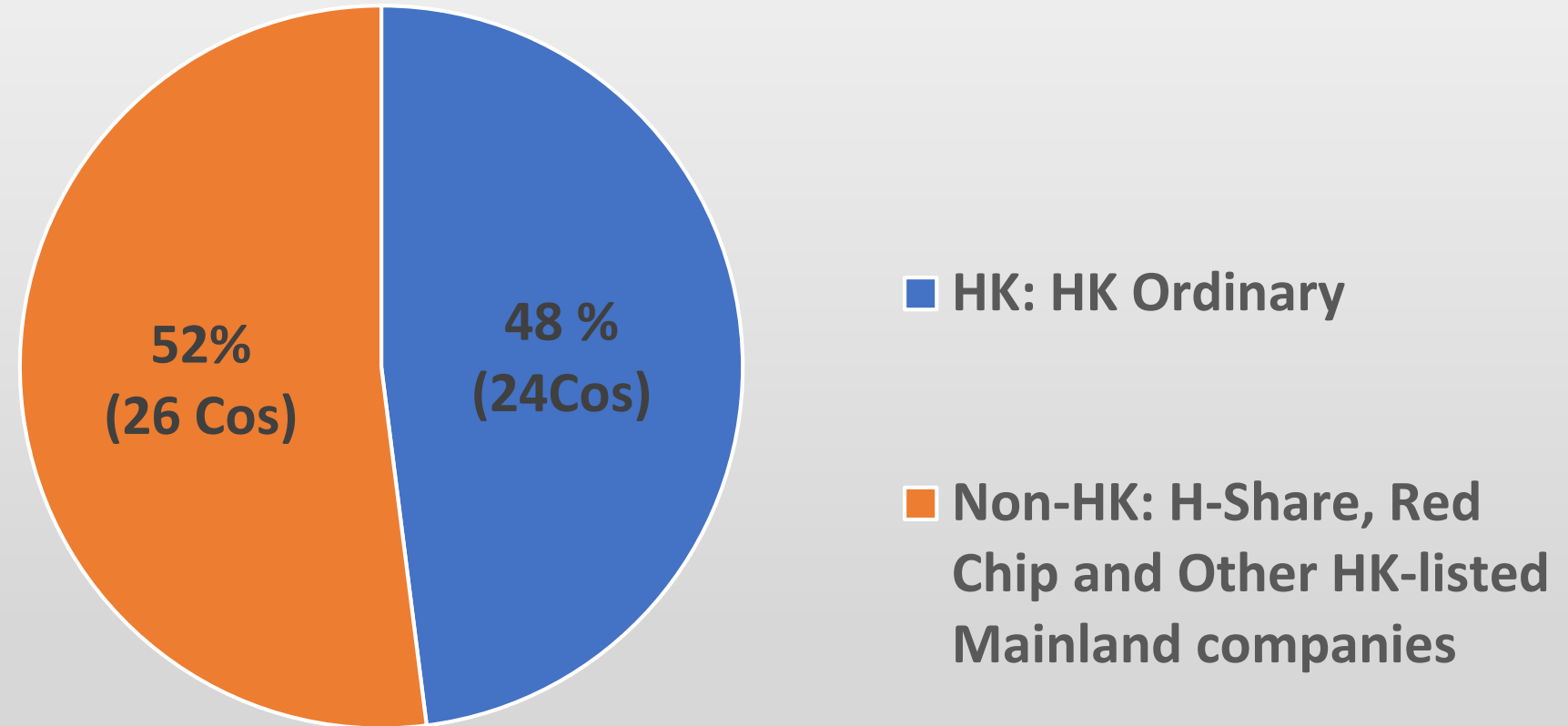
N3: Applicable to questionnaire completed by CBS only

N4: SGS Hong Kong Ltd.

Weighting of 3 main areas VPI model (Values-Process-Impact)

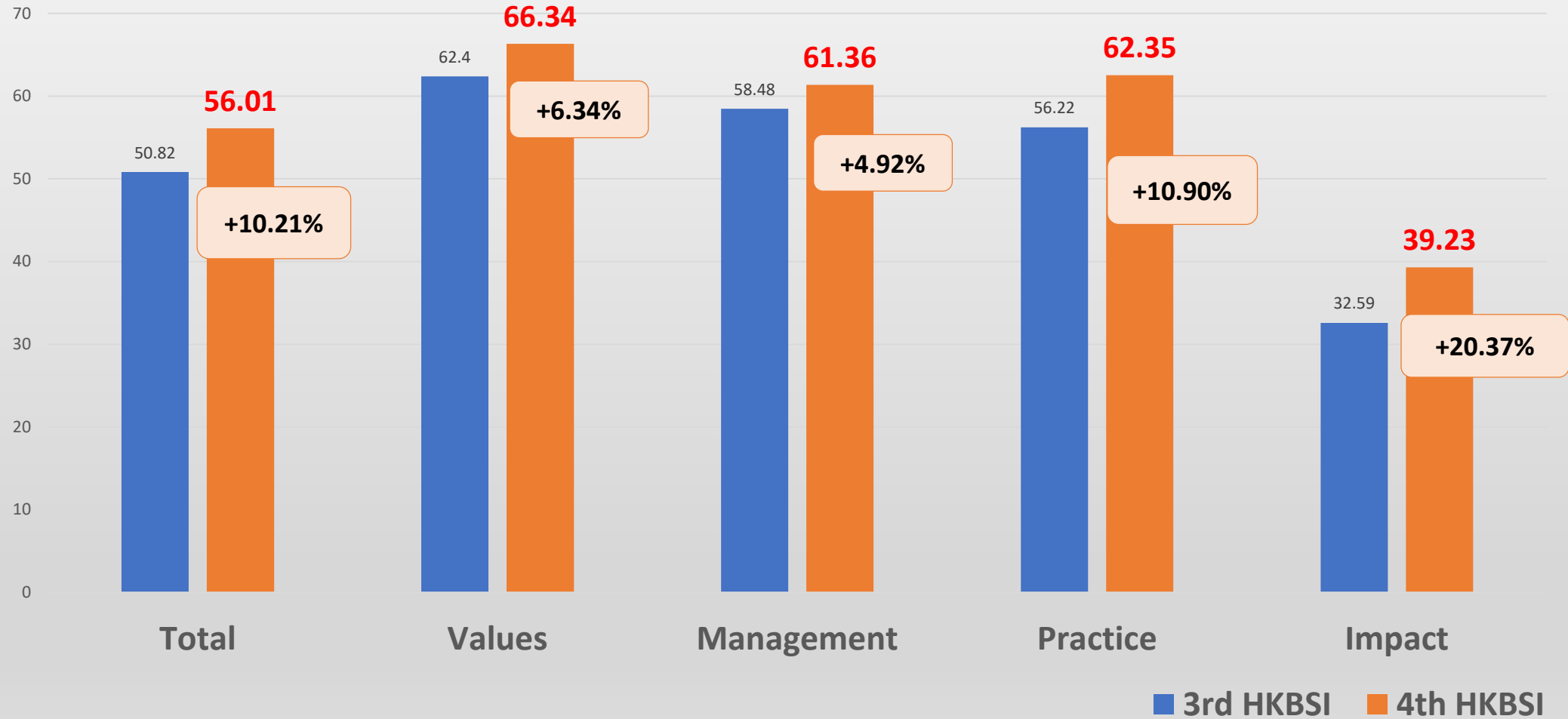
<u>V</u>alues (價值觀) 20%	
<u>P</u>rocess (過程) 50%	- Management (管理) 20%
	- Practice (實踐) 30%
<u>I</u>mpact (影響) 30%	

4th HKBSI Companies grouped by Shared Type per Hang Seng Index









VPI Scores - Overall

4th vs 3rd HKBSI



Overall Performance Level

Rank \ No. of Cos.	4 rd vs 3 rd	4 th HKBSI (50 Co.)		3 rd HKBSI (50 Co.)		2 nd HKBSI (50 Co.)		1 st HKBSI (50 Co.)	
90 to 100 Exemplar  典範者 Exemplar	+ 1	1	2%	-	-	-	-	-	-
80 to 89 Pace-setter  前驅者 Pace-setter	+ 3	8	16%	5	10%	2	4%	-	-
70 to 79 Achiever  成功者 Achiever	- 3	3	6%	6	12%	10	20%	-	-
60 to 69 Performer  表現者 Performer	+ 1	8	16%	7	14%	3	6%	8	16%
50 to 59 Practicer  實踐者 Practicer	+ 5	12	24%	7	14%	4	8%	12	24%
Below 50 Explorer  探索者 Explorer	- 7	18	36%	25	50%	31	62%	30	60%

Overall Average Scores

4th vs 3rd HKBSI

Group		4 th HKBSI Scores		3 rd HKBSI Scores		Changes (4 th vs 3 rd HKBSI)
		Score	Performance Level	Score	Performance Level	
Overall	Mean	56.0↑	Practicer	50.82	Practicer	+10.21%
	S.D.	18.99	-	21.50	-	
Top 20	Mean	75.5↑	Achiever	72.46	Achiever	+4.29%
	S.D.	9.90	-	9.48	-	
HK-based (N1)	Mean	64.2↑	Performer	60.01	Performer	+7.02%
	S.D.	21.41	-	23.55	-	
Non HK-based (N1)	Mean	48.4↑	Explorer	42.33	Explorer	+14.43%
	S.D.	19.26	-	15.48	-	

Performance Level

90 to 100 Exemplar	
80 to 89 Pace-setter	
70 to 79 Achiever	
60 to 69 Performer	
50 to 59 Practicer	
Below 50 Explorer	

Notes

(N1) HK-based/Non HK-based companies: grouped by share type per Hang Seng Index

Overall Average Scores

1st to 4th HKBSI

Group	4 th HKBSI Scores	3 rd HKBSI Scores	2 nd HKBSI Scores	1 st HKBSI Scores	Changes (4 th vs 1 st HKBSI)
Overall Mean	56.01	50.82	45.73	41.75	+34.16%
Top 20 Mean	75.57	72.46	68.82	57.25	+32.00%
HK-based Mean (N1)	64.22	60.01	55.44	49.42	+29.95%
Non HK-based Mean (N1)	48.44	42.33	36.02	35.17	+37.73%

Notes

(N1) HK-based/Non HK-based companies: grouped by share type per Hang Seng Index







Performance by Core Areas (VPI)

Overall VPI Scores

4th vs 3rd HKBSI

VPI Model		4 th HKBSI Scores		3 rd HKBSI Scores		Changes (3 rd vs 2 nd HKBSI)
		Score	Performance Level	Score	Performance Level	
Total	Mean	56.01	Practicer	50.82	Practicer	+10.21%
	S.D.	18.99	-	21.50	-	-11.67%
Values	Mean	66.34	Performer	62.40	Performer	+6.31%
	S.D.	17.39	-	22.66	-	-23.26%
Process - Management	Mean	61.36	Performer	58.48	Practicer	+4.92%
	S.D.	26.63	-	29.64	-	-10.58%
- Practice	Mean	62.35	Performer	56.22	Practicer	+10.90%
	S.D.	21.41	-	24.67	-	-13.21%
Impact	Mean	39.23	Explorer	32.59	Explorer	+20.37%
	S.D.	18.43	-	19.06	-	-3.31%

Performance Level

90 to 100 Exemplar		Exemplar
80 to 89 Pace-setter		Pace-setter
70 to 79 Achiever		Achiever
60 to 69 Performer		Performer
50 to 59 Practicer		Practicer
Below 50 Explorer		Explorer

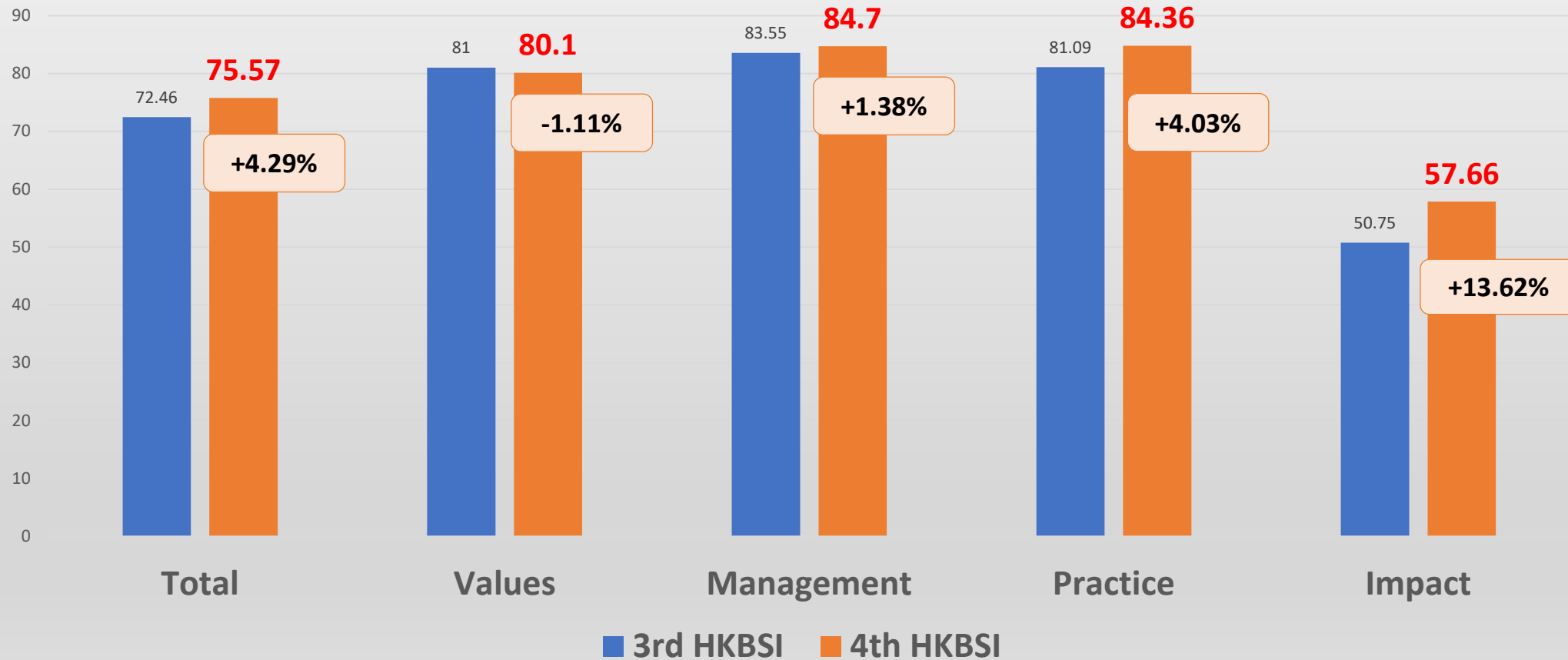
Overall VPI Scores

4th vs 1st HKBSI

VPI Model	4 th HKBSI Scores	3 rd HKBSI Scores	2 nd HKBSI Scores	1 st HKBSI Scores	Changes (4 th vs 1 st HKBSI)
Total	56.01	50.82	45.73	41.75	+34.16%
Values	66.34	62.40	53.53	54.08	+22.67%
Process - Management	61.36	58.48	54.80	50.97	+20.38%
- Practice	62.35	56.22	51.71	37.34	+66.98%
Impact	39.23	32.59	28.51	32.71	+19.93%

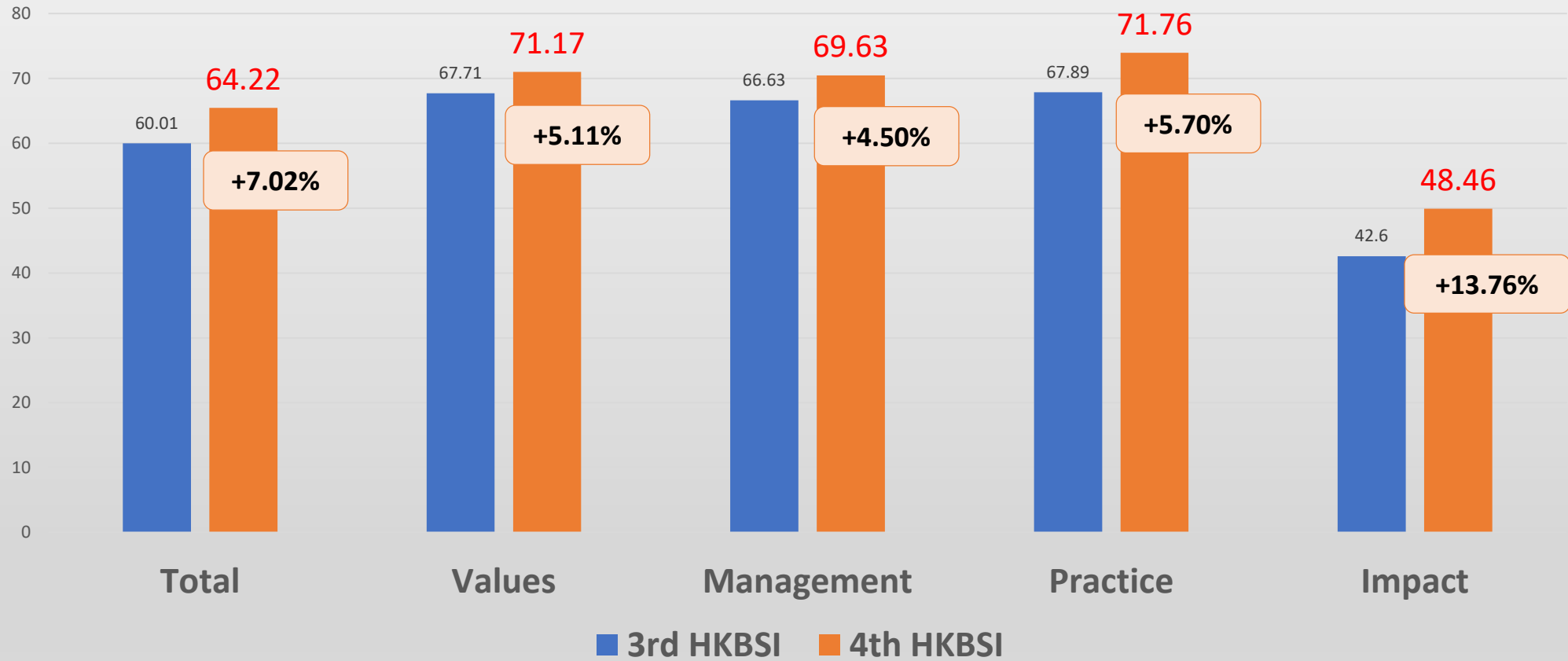
VPI Scores – Top 20

4th vs 3rd HKBSI



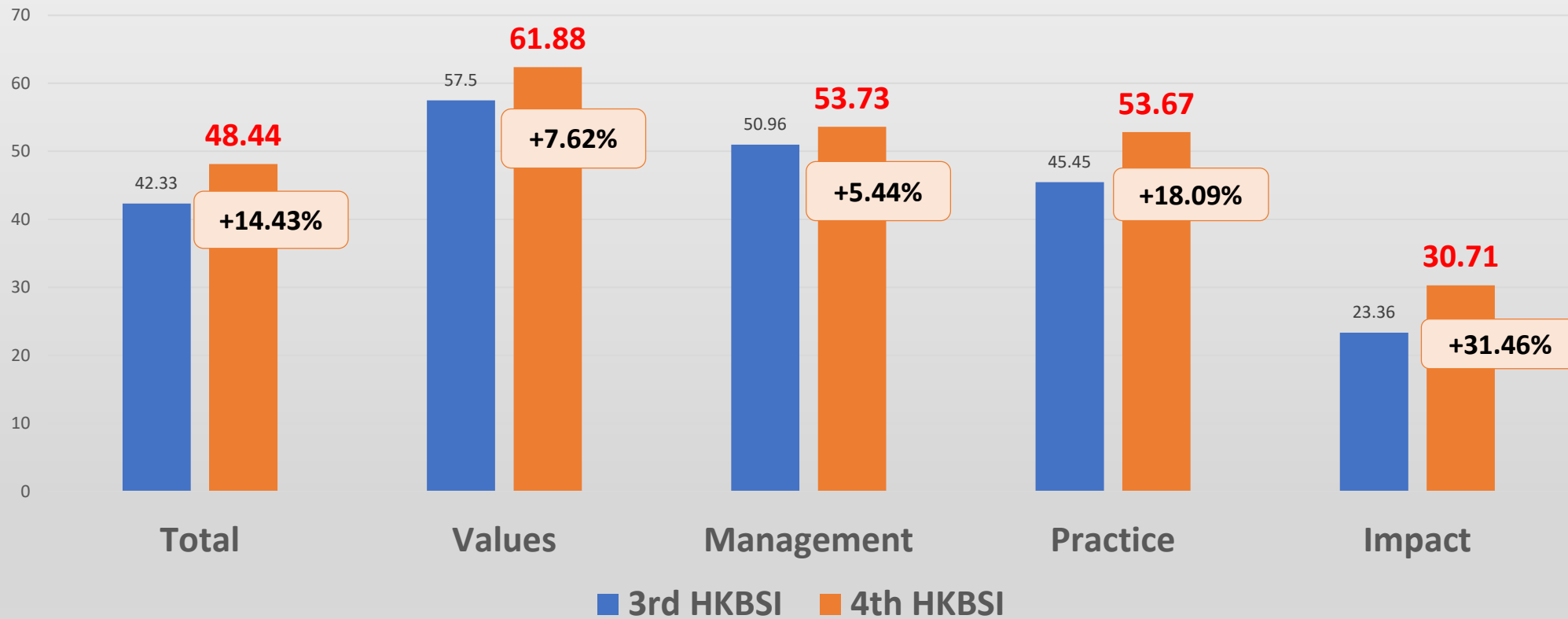
VPI Scores – HK-based Companies

4th vs 3rd HKBSI



VPI Scores – Non HK-based Companies

4th vs 3rd HKBSI



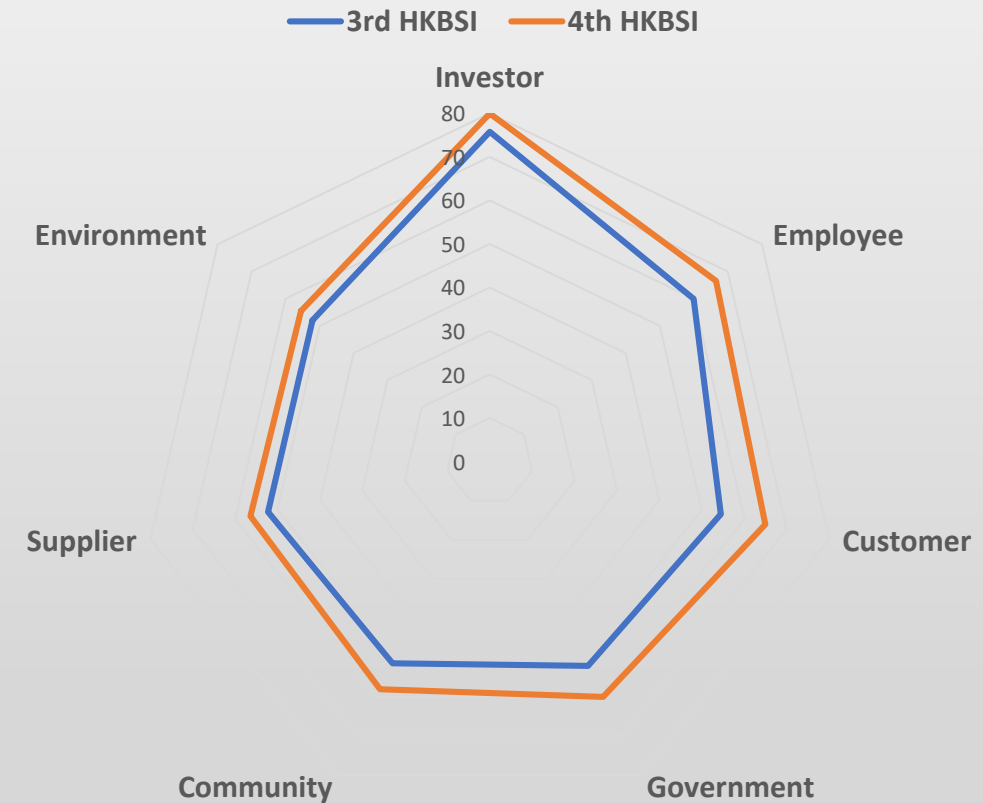
Type of Reporting of 4th HKBSI Companies

Type of Reporting	4 th HKBSI Companies	3 rd HKBSI Companies
Standalone ESG/Sustainability Report	86%	76%
Integrated Report (section within annual report)	14%	22%
No Reporting	0%	2%

Performance by Stakeholders Analysis

Scores of **Process-Practice** by Stakeholder Analysis

Process - Practice						
4 th HKBSI				Rank	3 rd HKBSI	
Performance Level	Change (4 th vs 3 rd)	Scores	Stakeholders		Stakeholders	Scores
Practicer	+10.90%	62.35 (S.D. 21.41)	Overall	-	Overall	56.22 (S.D. 24.67)
Achiever	+4.17%	78.89	Investor	1	Investor	75.73
Performer	+10.87%	66.50	Employee	2	Employee	59.98
Performer	+18.83%	64.76	Customer	3	Customer	54.50
Performer	+14.03%	59.48	Government	4	Supplier	52.26
Practicer	+12.81%	58.11	Community	5	Government	52.16
Practicer	+7.90%	56.39	Supplier	6	Environment	52.05
Practicer	+6.51%	55.44	Environment	7	Community	51.51



Scores of **Impact** by Stakeholder Analysis

Impact						
4 th HKBSI				Rank	3 rd HKBSI	
Performance Level	Change (4 th vs 3 rd)	Scores	Stakeholders		Stakeholders	Scores
Practicer	+20.37%	39.23 (S.D. 18.43)	Overall	-	Overall	32.59 (S.D. 19.06)
Practicer	+11.85%	61.34	Community	1	Community	54.84
Explorer	+4.68%	51.58	Customer	2	Customer	35.14
Explorer	+12.97%	39.54	Environment	3	Environment	35.00
Explorer	-4.40%	33.04	Employee	4	Employee	34.56
Explorer	+91.10%	26.60	Investor	5	Investor	13.92
Explorer	+31.17%	25.92	Government	6	Government	19.76
Explorer	+22.57%	11.08	Supplier	7	Supplier	9.04



Individual Company Performance

Company (Eng)	Ranking	Tier
The Hong Kong and China Gas Co. Ltd.	1	Exemplar
HSBC Holdings plc	2	Pace-setter
MTR Corporation Limited	3	Pace-setter
Sun Hung Kai Properties Ltd.	4	Pace-setter
CLP Holdings Ltd.	5	Pace-setter
BOC Hong Kong (Holdings) Limited	6	Pace-setter
Hang Seng Bank	7	Pace-setter
China Resources Power Holdings Co., Ltd.	8	Pace-setter
New World Development Co. Ltd.	9	Pace-setter
Swire Pacific Ltd. 'A'	10	Achiever
Bank of East Asia, Ltd.	Top 20 Companies in Alphabetical order	
Bank of Communications Co., Ltd.		
China Mobile Ltd.		
CNOOC Ltd.		
Hang Lung Properties Ltd.		
Henderson Land Development Company Limited		
Hong Kong Exchanges and Clearing Limited		
Power Assets Holdings Ltd.		
Sino Land Company Limited		
Wharf Real Estate Investment Co. Ltd.		

Contact Us

Centre for Business Sustainability

T: +852 3943 1399

E: biz.sustainability@cuhk.edu.hk