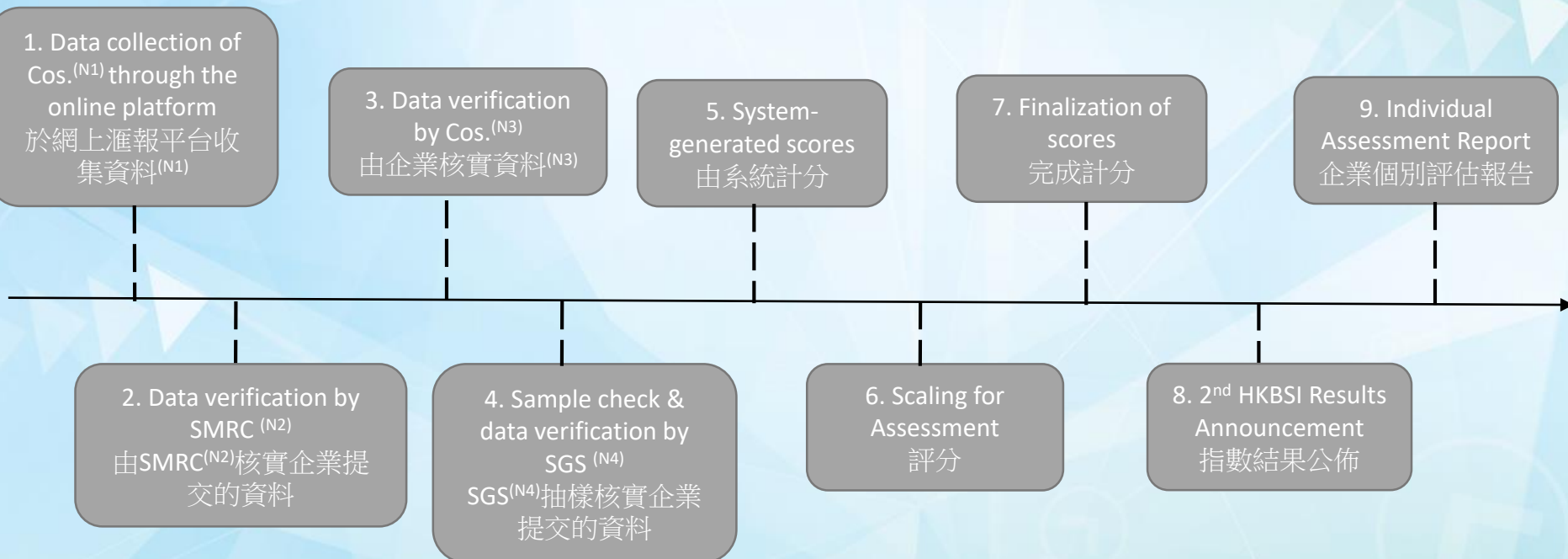


# Announcement of 2<sup>nd</sup> HKBSI Results

## 第二屆香港企業可持續發展指數結果

29 Dec 2016

# Research Methodology 調查方法



- N1:** 50 Hang Seng Index Constituents as at 6 June 2016 were invited to complete an online assessment questionnaire concerning their CSR performance for the year ended in 2014/15
- N2:** Sustainability Management Research Centre
- N3:** Applicable to questionnaire completed by SMRC only
- N4:** SGS Hong Kong Ltd.

# 2<sup>nd</sup> HKBSI Score Weighting 第二屆HKBSI 分數比重

VPI Model 模式  
(Values價值觀 - Process過程 - Impact影響)

<b>Values 價值觀 (20%)</b>	
<b>Process 過程 (50%)</b>	- Management 管理 (20%)
	- Practice 實踐 (30%)
<b>Impact 影響 (30%)</b>	

# Industry Classification of 2<sup>nd</sup> HKBSI Companies 第二屆HKBSI公司的行業分類



\* According to "The Hang Seng Industry Classification System" of Hang Seng Indexes

## 2<sup>nd</sup> HKBSI Companies grouped by Share Type\* 第二屆HKBSI公司的股份類別









■ HK : HK Ordinary (香港普通股)

■ Non-HK : H Share (H股),  
Red Chip (紅籌股) and  
Other HK-listed Mainland companies (其他香港  
上市內地公司)

\*Reference: Factsheet of Hang Seng Index  
[https://www.hsi.com.hk/HSI-Net/static/revamp/contents/en/dl\\_centre/factsheets/FS\\_HSIe.pdf](https://www.hsi.com.hk/HSI-Net/static/revamp/contents/en/dl_centre/factsheets/FS_HSIe.pdf) (accessed in Aug 2016)

## 2<sup>nd</sup> HKBSI Overall Performance 第二屆HKBSI整體表現

Rank	No. of Cos.	2 <sup>nd</sup> HKBSI	1 <sup>st</sup> HKBSI
90% to 100% <b>Exemplar</b> 典範者		-	-
80% to 89% <b>Pace-setter</b> 前驅者		2	-
70% to 79% <b>Achiever</b> 成功者		10	-
60% to 69% <b>Performer</b> 表現者		3	8
50% to 59% <b>Practicer</b> 實踐者		4	12
Below 50% <b>Explorer</b> 探索者		31	30

## Overall Average Scores 整體平均分 2<sup>nd</sup> HKBSI vs 1<sup>st</sup> HKBSI

Overall Average Scores	2 <sup>nd</sup> HKBSI	1 <sup>st</sup> HKBSI	Changes +/- % (N2)
1. Mean 平均分	45.73 (SD:22.3)	41.75 (SD:15.77)	+9.53%
2. Top 20 首二十名	68.82	57.25	+20.21%
3. HK(N1) 香港公司	55.44	49.42	+12.18%
4. Non-HK(N1) 非香港公司	36.02	35.17	+2.42%

### Notes

(N1) HK/Non-HK – Cos by share type per Hang Seng Indexes

(N2) +/- % - 2<sup>nd</sup> HKBSI vs 1<sup>st</sup> HKBSI scores

# Overall VPI Average Scores 整體VPI平均分

## 2<sup>nd</sup> HKBSI vs 1<sup>st</sup> HKBSI

Overall VPI Average Scores	2 <sup>nd</sup> HKBSI	1 <sup>st</sup> HKBSI	Changes +/- % (N1)
Total 總分	45.73 (SD:22.3)	41.75 (SD:15.77)	+9.53%
Values 價值觀	53.53 (SD:22.68)	54.08 (SD:22.63)	-1.02%
Process 過程- Management 管理	54.8 (SD:33.15)	50.97 (SD:28.44)	+7.51%
- Practice 實踐	51.71 (SD:27.61)	37.34 (SD:14.48)	+38.48%
Impact 影響	28.51 (SD:18.48)	32.71 (SD:13.35)	-12.84%

### Notes

(N1) +/- % - 2<sup>nd</sup> HKBSI vs 1<sup>st</sup> HKBSI scores



## List of 2<sup>nd</sup> HKBSI Companies(P.1)

HSI Industry Classification (in alphabetical order)	Company Name (in alphabetical order)
Conglomerates	CITIC Ltd.
	CK Hutchison Holdings Ltd.
	<b>Swire Pacific Ltd. 'A'*</b>
Consumer Goods	Belle International Holdings Ltd.
	China Mengniu Dairy Co. Ltd.
	Hengan International Group Co. Ltd.
	Li & Fung Ltd.
	Tingyi (Cayman Islands) Holding Corp.
Consumer Services	Want Want China Holdings Ltd.
	<b>Cathay Pacific Airways Ltd. *</b>
	Galaxy Entertainment Group Ltd.
	<b>MTR Corporation Ltd.*</b>
Energy	Sands China Ltd.
	China Petroleum & Chemical Corporation
	China Shenhua Energy Co. Ltd.
	Kunlun Energy Co. Ltd.
	PetroChina Co. Ltd.
Financials	CNOOC Ltd.
	AIA Group Ltd.
	Bank of China Ltd.
	Bank of Communications Co., Ltd.
	<b>Bank of East Asia, Ltd., The*</b>
	<b>BOC Hong Kong (Holdings) Ltd. *</b>
	<b>China Construction Bank Corporation*</b>
	China Life Insurance Co. Ltd.
	<b>Hang Seng Bank Ltd. *</b>
	<b>Hong Kong Exchanges and Clearing Limited*</b>
	<b>HSBC Holdings plc*</b>
<b>Industrial and Commercial Bank of China Ltd. *</b>	
Ping An Insurance (Group) Co. of China Ltd.	

\*Top 20 companies in  
the 2<sup>nd</sup> HKBSI

## List of 2<sup>nd</sup> HKBSI Companies (P.2)

HSI Industry Classification (in alphabetical order)	Company Name (in alphabetical order)
Industrials	China Merchants Port Holdings Co. Ltd.
Information Technology	<b>Lenovo Group Ltd. *</b>
	Tencent Holdings Ltd.
Properties & Construction	Cheung Kong Property Holdings Ltd.
	China Overseas Land & Investment Ltd.
	China Resources Land Ltd.
	<b>Hang Lung Properties Ltd. *</b>
	<b>Henderson Land Development Co. Ltd. *</b>
	Link Real Estate Investment Trust
	<b>New World Development Co. Ltd. *</b>
	<b>Sino Land Co. Ltd. *</b>
Telecommunications	<b>Sun Hung Kai Properties Ltd. *</b>
	Wharf (Holdings) Ltd., The
	China Mobile Ltd.
	China Unicom (Hong Kong) Ltd.
Utilities	Cheung Kong Infrastructure Holdings Ltd.
	<b>China Resources Power Holdings Co., Ltd. *</b>
	<b>CLP Holdings Ltd. *</b>
	<b>Hong Kong and China Gas Co. Ltd., The*</b>
	<b>Power Assets Holdings Ltd. *</b>

\*Top 20 companies in  
the 2<sup>nd</sup> HKBSI

Contact Us:

Sustainability Management Research Centre

Tel: 2766 7347

Email: [mm.smrc@polyu.edu.hk](mailto:mm.smrc@polyu.edu.hk)